

# **YEAR 8 INFORMATION EVENT**

**THURSDAY 19TH JANUARY 2023**

# THE ROAD TO SUCCESS!



# BIG PICTURE

<b>Information:</b>	<b>Date:</b>
Year 8 Parents' Evening	8 <sup>th</sup> March 2023
Termly report	31 <sup>st</sup> March 2023
Topic lists	30 <sup>th</sup> March 2023
Y8 End of Year Examinations	15 <sup>th</sup> May – 26 <sup>th</sup> May 2023
Termly report	w/c 17th July 2023

# TOPIC LISTS

- Subject areas have created topics lists to help students revise for their assessments
- Students should use these to help them revise.

**THIS TERM – WE WILL SEND A LINK WITH THE  
TOPIC LISTS AND ASSESSMENT DATES**



# Autumn revision lists

Find assessment blocks and download the summer revision lists below.

## Year 8 autumn revision lists

Year 8 - Art



Year 8 - English



Year 8 - Drama



Year 8 - Spanish



Year 8 - Science



Year 8 - DT



Year 8 - Religious studies



Year 8 - PE



Year 8 - Music



Year 8 - Maths



Year 8 - ICT



Year 8 - History



Year 8 - Food technology



Year 8 - Geogrpahy



Year 8 - French



# WHAT ARE STUDENTS STUDYING?

We offer our students a broad and ambitious curriculum, which is shared for each year group on the school's website:

<http://www.hermitageacademy.co.uk/curriculum/>

## ‘Subject Spotlight’

Each week we also share curriculum information on our social media platforms as a ‘subject spotlight’. We do hope you will enjoy reading this information about what your child will study in a variety of subjects.



HOME

OUR SCHOOL

SIXTH FORM

CURRICULUM

USEFUL INFO

NEWS

CALENDAR

CONTACT




ART AND DESIGN




BUSINESS STUDIES



DANCE



COMPUTER SCIENCE



DESIGN AND  
TECHNOLOGY



DRAMA



# PREPARATION

ASSESSMENTS ARE SO  
IMPORTANT

- PRACTISE
- MINDSET – REVISION CYCLE
- GAPS IN KNOWLEDGE
- REACH YOUR POTENTIAL



# GETTING THE MOST OUT OF EASI

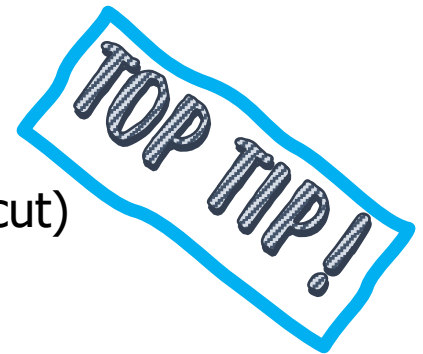
## Logging on

On a computer (in school or at home), or on a phone:

- 1) Open a webpage by using Chrome or any web browser. In the address bar at the top, type: <https://hermitage-systems.nelt.co.uk/>
- 2) When you open the webpage, you will be asked to log in. This is [your school email address and password](#)

## On your phone

- 1) Go to [easi.hermitageacademy.co.uk](https://easi.hermitageacademy.co.uk)
- 2) Tap the 'share' icon at the bottom of your phone
- 3) tap 'add to home screen' (this will create an app style shortcut)
- 4) type a name (EASI) and tap the 'add' button

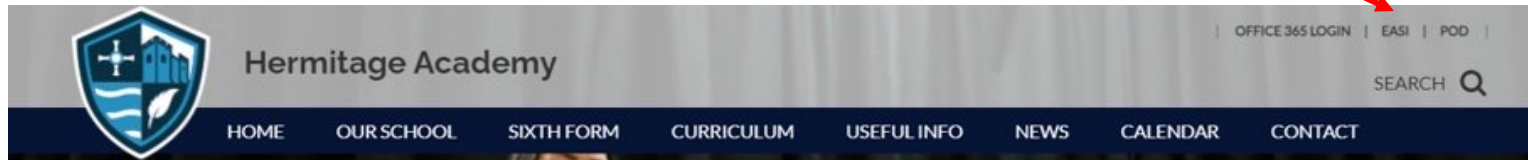


# GETTING THE MOST OUT OF EASI

**TOP TIP!**

From the school website:

Students can log onto EASI by clicking on the EASI button on the homepage



# WHAT DOES EASI HAVE TO OFFER?

- Homework assignments (including in some cases attached documents...should they lose the task)
- Students' timetables are now available to view
- Rewards they have received
- Any negatives including if they have received a detention and when it is scheduled for
- Latest attendance total and pattern

# HOMework PLAN

Year Group	Monday	Tuesday	Wednesday	Thursday	Friday
7	English Science	Maths French *RE/Drama/Technology	Science Geography	English History	Maths *Art/Music/IT
8	English Science	Maths Spanish *RE/Drama/ Technology	Science Geography *French	English History	Maths *Art/Music /IT

\*Subjects highlighted in yellow will only set a homework once every 3 weeks.

When a subject appears on the Homework Plan it is to indicate to the student how to plan their time and therefore which night **TO COMPLETE that homework if you have it.** It is NOT necessarily the night for the teacher to set the homework – this may be done in advance.

[Microsoft Word - Homework Plan Hermitage 2022 to 2023\[4\].docx \(hermitageacademy.co.uk\)](#)

# CREATE THE CLIMATE

- **Distraction free.**
- Mobile phones switched off and out of sight.
- If using electronic devices to revise then switch off notifications from social media.
- Use breaks to check messages / listen to music - we recommend you work for 30-45 minutes then take a 10 minute break.

## REVISE SMART

- **You will be given a revision list for each of your subjects for assessments.**
- You need a **reliable source of information** to revise from - for example exercise books, Knowledge Organisers, Student POD, exam board specific revision guides.

# REVISION TOP TIPS

Start Early

Create a Plan

Avoid Distractions

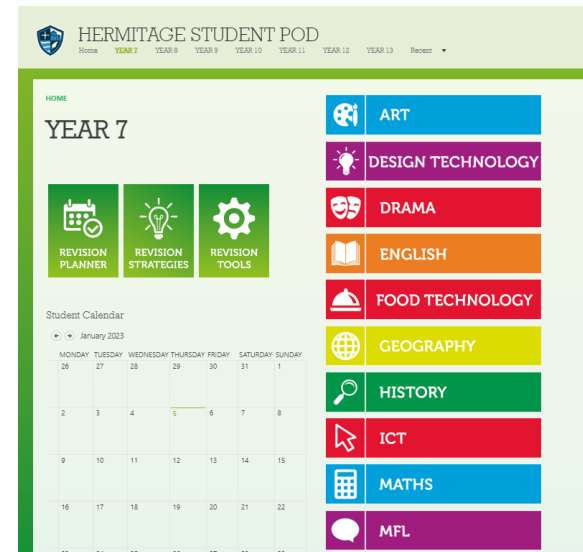
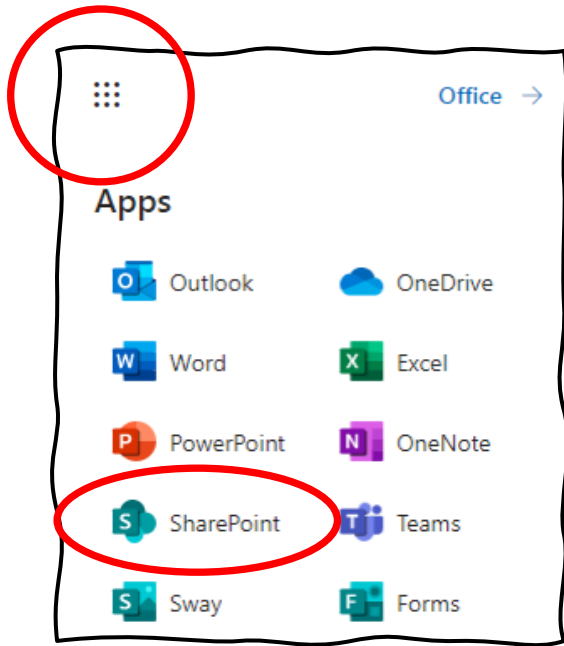
Revise, Repeat,  
Remember

Test Yourself

Prioritise Your Time

Set Targets

# STUDENT POD



## ONLINE RESOURCES



# STUDENT POD


**HERMITAGE STUDENT POD**

[Home](#)
[YEAR 7](#)
[YEAR 8](#)
[YEAR 9](#)
[YEAR 10](#)
[YEAR 11](#)
[YEAR 12](#)
[YEAR 13](#)
[Recent](#)

HOME

YEAR 7


**REVISION PLANNER**



**REVISION STRATEGIES**


**REVISION TOOLS**

Student Calendar




MONDAY	TUESDAY	WEDNESDAY	THURSDAY	FRIDAY	SATURDAY	SUNDAY
26	27	28	29	30	31	1
2	3	4	5	6	7	8
9	10	11	12	13	14	15
16	17	18	19	20	21	22
23	24	25	26	27	28	29

 **ART**

 **DESIGN TECHNOLOGY**

 **DRAMA**

 **ENGLISH**

 **FOOD TECHNOLOGY**

 **GEOGRAPHY**

 **HISTORY**

 **ICT**

 **MATHS**


 **MFL**


**HERMITAGE STUDENT POD**

[Home](#)
[YEAR 7](#)
[YEAR 8](#)
[YEAR 9](#)
[YEAR 10](#)
[YEAR 11](#)
[YEAR 12](#)
[YEAR 13](#)
[Recent](#)

8 Effective Revision Strategies

1. Look, Cover, Write and Check



**Revision Made Easy**

**Strategy No.1**  
**Look Cover Write Check**

2. Read, Write, Summarise and Link



**Revision Made Easy**

**Strategy No.2**

**REVISION STRATEGIES**

**Why, when, when, how?**  
**Why should you revise?**  
 Your brain forgets details of the work you did months ago, but you need these details to answer the questions in the exams, so you need to 'top-up' by using the correct revision technique.


**When should you revise?**  
 It is a good routine that at lunch and mid it and that has a value to work out. Ideally with a table lamp to help you focus on the page and a clock for timing.

**When should you revise?**  
 Start your revision early evening, before your brain gets tired.

**How often should you revise?**  
 If you just sit down to revise, without a defined studying time, then your learning efficiency (the amount you can learn) falls lower and lower. This can be improved if you decide at the beginning how long you will revise for, with a clock that as your brain knows the end is coming. You can improve this when you break up a 2-hour session, into 4 shorter sessions, each of about 25 minutes with a short planned break between them.

**How often should you revise?**  
 The amount your brain can recall later increases for about 10 minutes and then it begins to fall. However if you quickly re-visit after 10 minutes, then it falls more slowly. Even better if you quickly re-visit again, after 1 day then it falls even more slowly. And even better still if you quickly re-visit again, after 1 week, then it falls even more slowly. The best practice for 'topping-up' for re-learning or finally re-visit one

- 10 minutes
- 1 day
- 1 week


**HERMITAGE STUDENT POD**

[Home](#)
[YEAR 7](#)
[YEAR 8](#)
[YEAR 9](#)
[YEAR 10](#)
[YEAR 11](#)
[YEAR 12](#)
[YEAR 13](#)
[Recent](#)

REVISION TOOLS

**Here's a range of different websites that can support your own independent revision at home:**

**Quizlet** - Create online flashcards or use flashcard sets created by other teachers and students.

**Memrise** - A free website that can help you remember vocabulary, ideas and concepts.

**BBC Bitesize** - Revision materials for most subjects.

**Bubbl** - Create free online mindmaps.

**Popplet** - Create free online mindmaps and can add pictures too.

**Gojimo** - Access thousands of practice questions for free.

**Seneca** - Free website with revision material for all exam boards and topics.

**Revisionworld** - Free GCSE revision for a range of subjects.

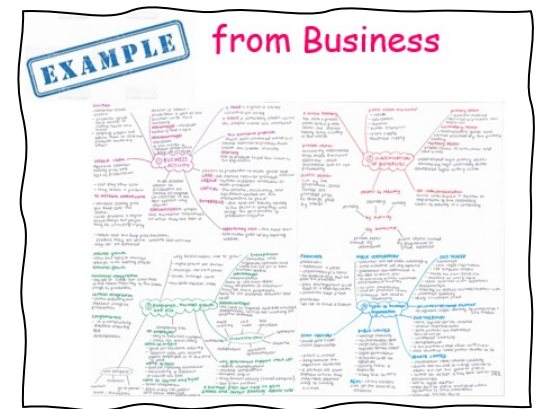
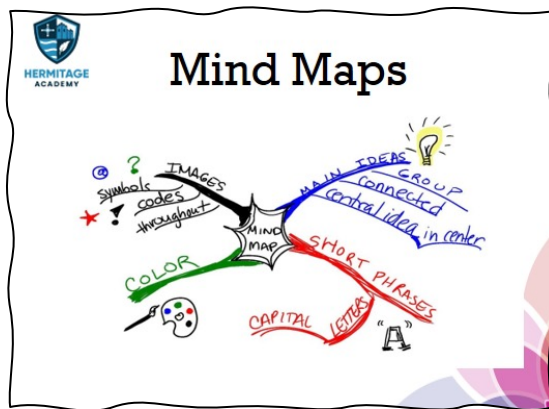
**S-Cool** - Revision site for GCSE and A Level subjects.

**GetRevising** - Tools to plan revision and make revision notes.

**GCSEPod** - Downloadable pods for GCSE subjects.

# HOW ARE WE SUPPORTING STUDENTS?

- Teaching students how to revise is very important to us.
- Teachers have planned revision strategies into lessons and homework tasks they deliver.
- Students will be shown different ways to revise and how to revise effectively.







- All students receive exposure of careers in form time – Job of the week and career updates.
- ALL students have access to our independent careers advisor – **Monday lunch time in the Library.**
- Students will attend **TWO** in-house careers fairs (25<sup>th</sup> January and June)
- Mock interview sessions with external providers
- Experiences of the workplace plans in place for Summer term
- In Year 11, students receive another careers interview.

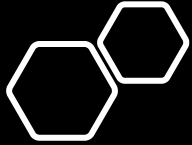
## THE PAOMNNEHAL PWEOR OF THE HMUAN MNID

Aoccdrnig to a rscheearch at Cmabrigde Uinervtisy, it deosn't mttair in waht oredr the ltteers in a wrod are, the olny iprmoatnt tihng is taht the frist and lsat ltteer be in the rghit pclae. The rset can be a taotl mses and you can sitll raed it wouthit porbelm. Tihs is bcuseae the huamn mnid deos not raed ervey lteter by istlef, but the wrod as a wlohe.

Amzanighuh ?

# YOUR BRAIN WANTS TO READ!

The **MORE** that you  
**READ**, the more things  
you will **KNOW**.  
The **MORE** that you  
**Learn**, the more places  
you'll **GO**.



**“BY ATTENDING TO THE  
LITERACY DEMANDS OF THEIR  
SUBJECTS, TEACHERS  
INCREASE THEIR PUPILS’  
CHANCE OF SUCCESS IN THEIR  
SUBJECTS.”**

**SIR KEVAN COLLINS  
CHIEF EXECUTIVE EDUCATION  
ENDOWMENT FOUNDATION.**

**IT’S JUST THAT SIMPLE!**

- In secondary schools, the challenge of improving literacy is fundamental.
- Young people who leave school without good literacy skills are held back at every stage of life. Their outcomes are poorer on almost every measure, from health and wellbeing, to employment and finance.
- Last year, over 120,000 disadvantaged students made the transition from primary to secondary school below the expected standard for reading.

**IMPROVING LITERACY IN SECONDARY  
SCHOOLS, EEF**

# WHAT DO WE DO?

- The whole school is reading – Every subject!
- The English curriculum and class readers.
- Reading as a tutor group.
- Interventions.
- Reading challenges.
- Reading Lists.
- Sharing our favourites.



# TRY SOMETHING NEW



- Read to yourself and share your ideas, share the book!
- Read aloud – shopping list, recipe, apps and articles.
- Read to your child as well as listening to them read
- Give books as presents.
- Visit the local library together.
- Try a different format – Audible?
- Set a 20-minute rule.
- Read aloud to the dog/cat.

# WHAT CAN I DO?

## Top Tips to Support Reading at Home

- 1 Concentrate on reading quality (it isn't all about reading lots!)



Don't worry too much about the 'what' and 'how' of reading each day. Books are great—but leaflets, comics, recipes and instructions on a webpage can all be great too. Following a recipe to make some cupcakes is valuable reading. Be on the lookout for reading, wherever it is!

- 2 Ask your child lots of questions



All reading matters. Shared reading is about 'reading with', not just 'reading to' (even for older children). So, ask lots of 'Wh' questions, such as Who? What? When? Where? Why? Try them when talking about books: for example, 'what do you think Harry is feeling?'

- 3 Ask your child to make predictions about what they have read



If it is a book, look at the front cover—or the last chapter—and talk about what might happen next. Look for clues in the book and be a reading detective! For example, 'can you see the bear on the front cover? Where do you think he will go?'

- 4 Ask your child to summarise what they have read



When you've finished reading, talk about what happened. Acting out the things that happened in the story or describing the big idea of a chapter is really fun and maximises learning. For example, 'can you remember all the things that happened on the bear hunt?'

- 5 Ask your child to write about what they have read



Write, or draw pictures, from anything you've read! Big writing and pictures are even more fun. For example, use an old roll of wallpaper to make a treasure map with clues from the stories you've read together.

# PUNCTUALITY / ATTENDANCE AT HERMITAGE

## Attendance Team

The attendance team are based in the Laurea centre. These are the people who closely monitor and track attendance. Students are acknowledged for having great attendance.

## Head of Year Weekly Attendance Focus Group

5 students each week will be targeted for additional support and including parental students who are on the threshold of being a persistent absentee. (Below 90%)

## PSHE / Tutor time:

Students are educated on the importance of having good attendance and the impact this can have on outcomes. We know sometimes children can be poorly, therefore we aim to ensure check ins on their first day back to school with either form tutors or a member of the attendance team.

## Punctuality-

Punctuality at both the start of the day and to lessons within the school day are monitored. Late detentions are held in the English block for students who are late at the start of the school day. Individual subject teachers and departments will ask students to catch up late minutes.

Students are rewarded for weekly with EASI points for 100% attendance/punctuality.

**As a school**, we will always aim to support parents/carers and students. Where we have concerns about attendance, we will intervene early and maintain regular contact with parents/carers and students.

If a student has a current attendance of 88% they will be classed, by legislation, as a persistently absent student. **If** they attend school for the next **10 consecutive** school days, their attendance will be above 90% and they are no longer a persistently absent student.

Any absence **must** be followed, as the student returns to school, by a parental note explaining the absence.



Attendance Strategy and Actions

Attendance Percentage	Responsibility	Responses	Acknowledgement / Success	Daily Actions	Weekly Actions	Monthly Actions
100%	Attendance Officer	1. Refer to celebrate during lesson time 2. Acknowledgement given for good weekly attendance	1. Weekly praise points awarded to class (attendance specific) 1. 100% each term, and 1 car from each for specific (e.g. absence cover and good certificates) 3. Formal awards evening 4. Social Media celebration, including newsletter and website 5. Weekly bulletin club. Last weeks whole school and year group	1. First day of absence text if no contact from home 2. Importance of attendance monitoring highlighted 3. Celebrate 100% attendance	1. Attendance shared and promoted from tutors to tutors via bulletin 2. Assembly: Data rich messages about importance of attendance in assemblies 3. HOY and SENCO monitoring and monitoring of attendance subgroup low of weekly data 4. Monthly league winners with reward for best form	1. Attendance shared and promoted from tutors to tutors via bulletin 2. Assembly: Data rich messages about importance of attendance in assemblies 3. HOY and SENCO monitoring and monitoring of attendance subgroup low of weekly data 4. Discussion with students about attendance at risk of falling below 90%
97-99%	HOY & Attendance Officer	1. Year group tracker to monitor and track attendance 2. HOY discussions for any student at risk of falling under 90%	1. Celebrate on or above school target 2. Acknowledgement on EASI for 100% weeks 3. Parents home for positive attendance (Attendance officer absence)	1. First day of absence text if no contact from home 2. Priority of contact with GP, A&E, 100 students 3. Importance of attendance monitoring highlighted 4. Celebrate 100% attendance	1. Attendance shared and promoted from tutors to tutors via bulletin 2. Assembly: Data rich messages about importance of attendance in assemblies 3. HOY and SENCO monitoring and monitoring of attendance subgroup low of weekly data 4. Discussion with students about attendance at risk of falling below 90%	1. Attendance shared and promoted from tutors to tutors via bulletin 2. Assembly: Data rich messages about importance of attendance in assemblies 3. HOY and SENCO monitoring and monitoring of attendance subgroup low of weekly data 4. Discussion with students about attendance at risk of falling below 90%



# BEHAVIOUR FOR LEARNING

- Preparing to become young adults.
- Important decisions about next steps.
- Take responsibility for your learning.



**HERMITAGE**  
ACADEMY

## Four Key Rules to improve the Climate for Learning







# BEHAVIOUR FOR LEARNING

Four Key Rules to improve the Climate for Learning



- Online behaviour – please be aware of what your child is accessing/saying online.
- Report any concerns or unkindness directly to myself or Mrs Howard via phone call or enquiries.
- Bullying vs friendship fall outs

# BEHAVIOUR FOR LEARNING

PERSONAL DEVELOPMENT OVERVIEW OF CORE THEMES						
PSHE RSHE CITIZENSHIP SMSC BRITISH VALUES						
	THEME 1	THEME 2	THEME 3	THEME 4	THEME 5	THEME 6
	Exploring British Values [RBV]	Relationships & Sex Education [RSE]	Staying Safe Online & Offline [SOO]	Health & Wellbeing [H&W]	Life Beyond School [LBS]	Celebrating Diversity & Equality [CDE]
	Law, Crime & Society [RBV]	Identity, Relationships and Sex Education [RSE]	Dangerous Society Online & Offline [SOO]	Body Confidence Unit [H&W]	Self-awareness [LBS]	LGBTQ+ Explored Unit [CDE]

- PSHE overview
- Talking Homework



# SUPPORT

If you have any concerns or your child has any concerns – please let us know

We have a range of staff on hand to offer support and guidance



- **Form tutor**
- **Assistant Head of Year**
- **Head of Year**
- **Designated safeguarding team.**
- **On site school counsellor.**

Rewards 2021-2022

HERMITAGE ACADEMY		
		Points for house certificates
<b>Daily</b>	Self-reflection	
Worship Points	200	
Service Points	200	
<b>Weekly</b>	Self-reflection	
Service Points (100 weekly service)	100	
Sports Award	PE Department	
Star Cards (1000 points)	100	
Attendance specific post cards	100	
100% Attendance	100	
Subject / Club highlights	100	
<b>Monthly</b>	Self-reflection	
100% Award - to be awarded in assembly 100	100	

# REWARDS



Lets talk positives!



Daily, weekly, termly and yearly rewards

EASI Points

Weekly postcards

Weekly Great Eights – Celebrated through social media recognition

Half termly certificates (Laurea challenge)

Monthly Head of Year Award

Termly Head of School nominations

Termly celebration of achievement assemblies



**WE WANT THEM TO REACH THEIR POTENTIAL.  
PLEASE SUPPORT US.**

